

# MARINE ENGINE MOUNT



AMC-Mecanocaucho® Marine Engine Mounts are also ideal for mobile applications thanks to their rugged architecture.

Their special design offers multi-axial stiffnesses values , high vertical elasticity, increased longitudinal stiffness and optimal lateral stiffness for improved vibration isolation on that axis.

## TECHNICAL CHARACTERISTICS

- The top part of the hood has a cross-shaped indentation , which enhances its rigidity in mobile applications and also improves the flow of oils or liquids which splash onto it.

- The metal parts have an anticorrosive treatment which is suitable for outdoor applications. RoHS compliant.

- The mounts are clearly identified, as the bases are engraved with the type and hardness.

- They have an interlocking metal component that provides a fail-safe protection for mobile applications. This device limits vertical movement when the mounting is submitted to shock inputs.

- The top part protects the elastomer inside from possible dripping oil, diesel, ozone and ultraviolet rays which can cause major damage to the rubber.

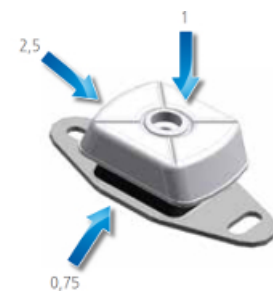
- The different stiffnesses for each axis make it possible to offer major flexibility in the direction perpendicular to the crankshaft of the engine. This provides more effective isolation from vibrations of all types of engines.

- For marine engine applications, contact the AMC Mecanocaucho ® Technical Department.

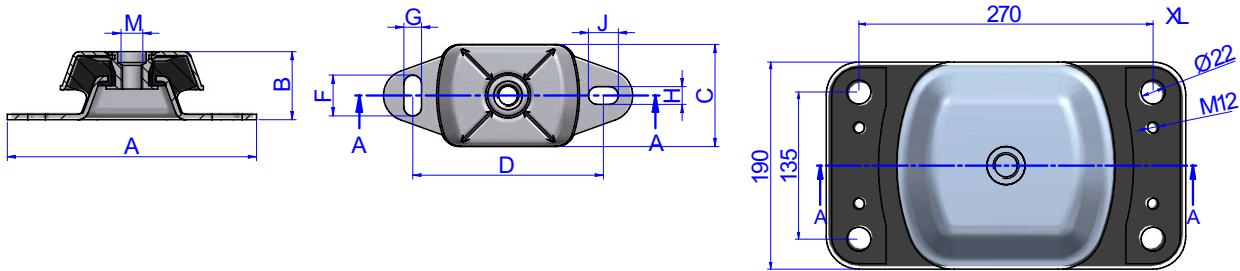
## APPLICATIONS

For use In mobile rotating machines that need maximum attenuation of vibration and noise, such as:

- Pumps
- Marine-Land units
- Mobile electrical panels
- Industrial vehicles
- Compressors
- Ventilators
- Marine Propellers



## DRAWINGS

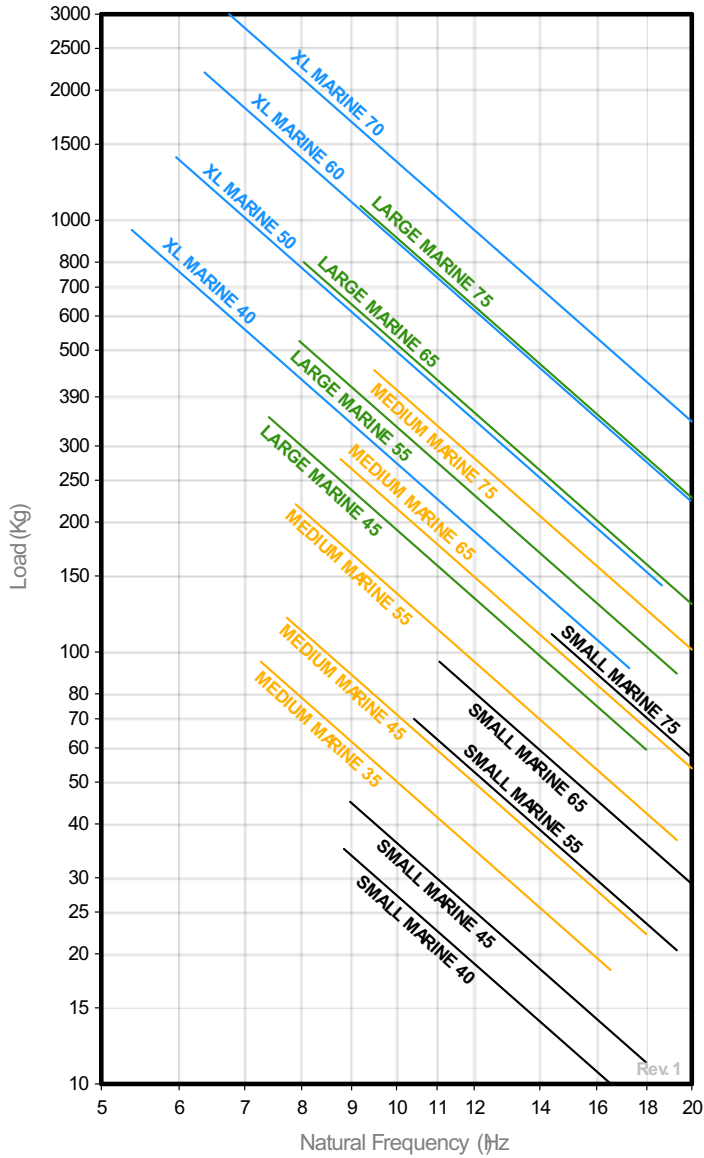


## DIMENSIONS

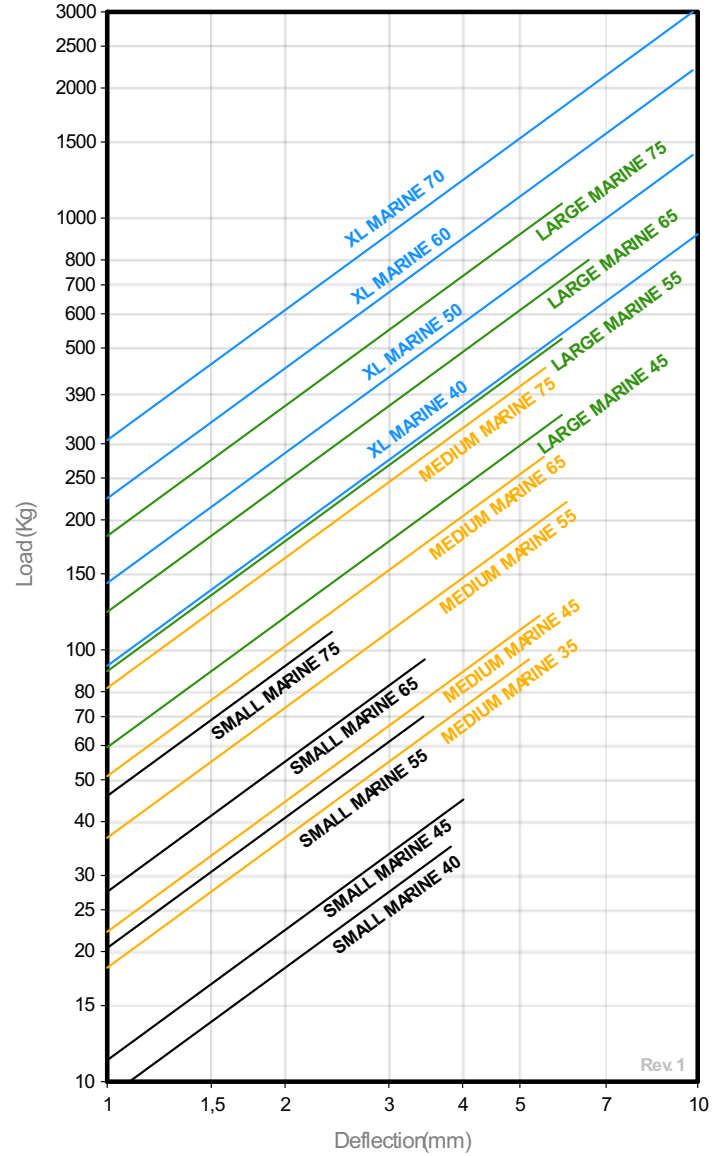
Type	Tightening torque MAX (Nm)	A (mm)	B (mm)	C (mm)	D (mm)	F (mm)	G (mm)	H (mm)	J (mm)	M	Weight (gr)	Shore	Load (kg)	Code
SMALL	55	120	40	60	100	14	11	14	11	M-12	397	40 Sh	35	136001
												45 Sh	45	136002
												55 Sh	70	136003
												65 Sh	95	136004
												75 Sh	110	136005
MEDIUM	125	184	50	75	140	30	13	13	22	M-16	857	35 Sh	95	136021
												45 Sh	120	136022
												55 Sh	220	136023
												65 Sh	280	136024
												75 Sh	450	136025
LARGE	190	228	68	112	182	34	18	18	26	M-20	2250	45 Sh	350	136041
												55 Sh	525	136042
												65 Sh	800	136043
												75 Sh	1080	136044
XL	285	330	112	190	270	-	-	-	-	M-24	9600	40 Sh	950	136061
												50 Sh	1400	136062
												60 Sh	2200	136063
												70 Sh	3000	136064

## Elastical properties

NATURAL FREQUENCY GRAPHS  
AMC MECANOCAUCHO® MARINE ENGINE MOUNT



LOAD DEFLECTION GRAPHS  
AMC MECANOCAUCHO® MARINE ENGINE MOUNT



## OPERATION AND ASSEMBLY



### RECOMMENDATIONS FOR HOOD MOUNTS

The hood mounts should be installed between two parallel and perfectly flat surfaces. Mounts operating tilted or twisted do not work properly. This may be due to incorrect alignment, tolerances in the building of the chassis or over-tightened torque during the installation of the Antivibration mounts.

This applies to our marine-type, BSB, BRB or Mecanodamp mounts.

